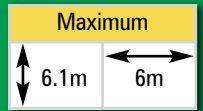


Agridoor® Electric Series II



All the advantages of the manually operated Agridoor but with a purpose made 230V 17RPM electric motor drive and automatic locking catches for single press-button operation.




Suitable for feed storage, grain storage, feed passages, parlours and general purpose buildings.




- ✓ Fully adjustable to fit available opening
- ✓ Choice of different panel materials on the same door
- ✓ Operation speed 9sec/m
- ✓ International patents pending
- ✓ Revolutionary new automatic locking catch
- ✓ Complies with EC door directive EN-13241



Strong guide rails for inside or outside fitting



Profiled wind bar for independent sections, easily replaced if required. Noise protection end caps.



Long-lasting nylon wind lockers for stability



Highly sensitive safety edge system for remote control option



230V 17RPM motor



A choice of panels which can be replaced easily in the event of accidental damage



Fully automatic locking catch



Options

| | | | | | | | | | | | | |
|-----------------------|---------------|--|--|--|--|--|-------------------|--|---------|--|---------|--|
| Materials and colours | Standard mesh | | | | | | | | HP mesh | | HD mesh | |
| | Solid | | | | | | Solid Translucent | | | | | |

| | | | |
|--|------------------------------|--|--------------|
| | Remote control & safety edge | | Full cowling |
| | Extra switch | | |